

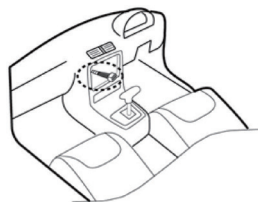
Learning Steering Remote Function

No need for a third party adapter for most Japanese/Korean cars.

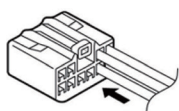
TOYOTA (20P)	TOYOTA (28P)	TOYOTA (26P)	TOYOTA (10P+6P)	HONDA (20P-B)
Input 1 : Green/Red Input 2 : Purple/Red ST REMOTE GND : Gray/Red	Input 1 : Green/Red Input 2 : Purple/Red ST REMOTE GND : Gray/Red	Input 1 : Green/Red Input 2 : Purple/Red ST REMOTE GND : Gray/Red	Input 1 : Green/Red Input 2 : Purple/Red ST REMOTE GND : Gray/Red	Input 1 : Green/Red Input 2 : NC ST REMOTE GND : Gray/Red
HONDA (20P-A)	HONDA (24P)	NISSAN (16P-A)	NISSAN (20P)	NISSAN (16P-B)
Input 1 : Green/Red Input 2 : NC ST REMOTE GND : Gray/Red	Input 1 : Green/Red Input 2 : NC ST REMOTE GND : Gray/Red	Input 1 : Green/Red Input 2 : Purple/Red ST REMOTE GND : Gray/Red	Input 1 : Green/Red Input 2 : Purple/Red ST REMOTE GND : Gray/Red	Input 1 : Green/Red Input 2 : Purple/Red ST REMOTE GND : Gray/Red
MITSUBISHI (20P)	MAZDA (24P)	SUBARU (20P)	SUBARU (8P)	SUZUKI (20P)
Input 1 : Green/Red Input 2 : NC ST REMOTE GND : Gray/Red	Input 1 : Green/Red Input 2 : NC ST REMOTE GND : Gray/Red	Input 1 : Green/Red Input 2 : NC ST REMOTE GND : Gray/Red	Input 1 : Green/Red Input 2 : NC ST REMOTE GND : Gray/Red	Input 1 : Green/Red Input 2 : NC ST REMOTE GND : Gray/Red
ISUZU (16P)	HYUNDAI / KIA (24P-A)	HYUNDAI / KIA (24P-B)		
Input 1 : Green/Red Input 2 : NC ST REMOTE GND : Gray/Red	Input 1 : Green/Red Input 2 : NC ST REMOTE GND : Gray/Red	Input 1 : Green/Red Input 2 : NC ST REMOTE GND : Gray/Red	The information for each vehicle above was investigated by JVCENWOOD Asia Headquarters, and may not cover all of the connector types. Please contact your local JVC dealers for details.	

Location of Steering Remote Connector

If the vehicle is equipped with an OEM steering remote controller, the steering remote connector is commonly located in the console.



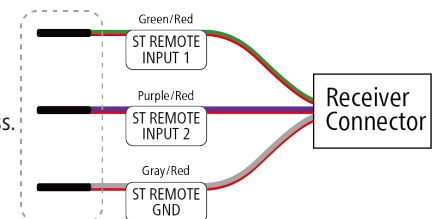
How to view Steering Remote Connector



All steering wheel remote controls above are vehicle side connectors and drawn from the side. (view indicated by arrow)

Steering Remote Cable

Connect to Vehicle's Steering Remote Harness.



- 1) Look for a steering remote connector that is the same shape as in the image above in the console.
- 2) Connect "Input 1", "Input 2" and "ST REMOTE GND" to the pins shown in matching colors on the above list of connectors.